

# Bank Summary Report

First Bank and Trust  
Lebanon, VA  
(FDIC Cert.#22918)

Rated 5-Stars as of 8/27/2018 based on  
financial data as of 06/30/2018



[BauerFinancial.com](http://BauerFinancial.com)

BauerFinancial Inc.  
P.O. Box 143520  
Coral Gables, Florida 33114-3520  
800.388.6686 \* FAX 800.230.9569  
[customerservice@bauerfinancial.com](mailto:customerservice@bauerfinancial.com)

This Summary Report was compiled from financial data as reported to federal regulators. Although the financial data obtained from these sources is consistently reliable, the accuracy and completeness of the data cannot be guaranteed by BauerFinancial Inc.

### Definitions:

Stars	BauerFinancial's proprietary rating. (See below.)
Total Assets	Anything of value owned by the bank.
Average Tangible Assets	Total average assets less intangible assets.
Tier 1 Capital	Net worth (also known as capital or equity) less intangible assets.
Leverage Capital Ratio	Tier 1 Capital divided by tangible assets. (Minimum regulatory requirement is 4%.)
CET 1 Ratio	Common Equity Tier 1 Capital divided by risk-weighted assets. (Minimum regulatory requirement is 4.5%.)
Total Risk-based Ratio	Total net worth divided by risk-weighted assets. (Minimum regulatory requirement is 8%.)
Profit (Loss)	Profit or loss for the period noted.
Return on Assets (ROA)	Annualized net income as a percent of average assets.
Return on Equity (ROE)	Annualized net income as a percent of average equity.
Delinquent Loans	Loans past due 90 days or more plus nonaccrual loans.
Other Real Estate Owned (Repos)	Real estate owned but not being used by the bank. Usually acquired via foreclosure.
Nonperforming Assets % Tangible Assets	Delinquent loans and other real estate owned as a percent of tangible assets.
Nonperforming Assets % Tier 1 Capital	Delinquent loans and other real estate owned as a percent of Tier 1 Capital.

### Star Ratings:

BauerFinancial star ratings classify each institution based upon a complex formula factoring in current and historical data. The first level of evaluation is the capital level of the institution followed by other relevant data including, but not limited to: profitability, historical trends, loan delinquencies, repossessed assets, reserves, regulatory compliance, proposed regulations and asset quality. Negative trends are projected forward to compensate for the lag time in the data. BauerFinancial employs conservative measures when assigning these ratings and consequently our analysis may be lower than those supplied by other analysts or the institutions themselves. More than thirty years of experience has shown this to be a prudent course of action. As a general guideline, however, the following groupings were used:

5-Stars	Superior. These institutions are recommended by <b>Bauer</b> .
4-Stars	Excellent. These institutions are recommended by <b>Bauer</b> .
3½-Stars	Good.
3-Stars	Adequate.
2-Stars	Problematic.
1-Star	Troubled.
Zero-Stars	Our lowest rating.
Start-up	Institution is too new to rate. (Obsolete beginning with June 30, 2018 financial data.)
FDIC	Institution has failed or is operating under FDIC conservatorship.

[BauerFinancial.com](http://BauerFinancial.com)

**BauerFinancial, Inc.**  
**Bank Summary Report**

**First Bank and Trust - Lebanon, VA (FDIC Cert.#22918)**

(276) 889-4622

[www.firstbank.com](http://www.firstbank.com)

First Bank and Trust was established in 1979 and has 26 branch(es).

**CRA Rating:** Satisfactory

<b>Data as of:</b>	<b>06/30/2018</b>	<b>03/31/2018</b>	<b>12/31/2017</b>	<b>09/30/2017</b>	<b>06/30/2017</b>
<b>Bauer's Star Rating:</b>	<b>5-Stars</b>	<b>5-Stars</b>	<b>5-Stars</b>	<b>5-Stars</b>	<b>5-Stars</b>
<b>Recommended for 48 consecutive quarters.</b>					
<b>Number of Employees</b>	357	356	351	349	351
<b>Total Assets:</b>	\$1,779.634	\$1,740.102	\$1,711.733	\$1,630.678	\$1,644.434
<b>Average Tangible Assets:</b>	\$1,750.038	\$1,704.113	\$1,664.527	\$1,623.053	\$1,641.357
<b>Tier 1 Capital:</b>	\$200.655	\$196.208	\$192.715	\$191.492	\$187.649
<b>Leverage Capital Ratio:</b>	11.47%	11.51%	11.58%	11.80%	11.43%
<b>CET 1 Ratio:</b>	15.06%	15.26%	15.11%	15.37%	15.25%
<b>Total Risk-based Capital Ratio:</b>	16.28%	16.51%	16.35%	16.63%	16.50%
<b>Current Quarter's Profit (Loss):</b>	\$7.019	\$6.022	\$3.752	\$6.245	\$5.358
<b>Year-to-date Profit (Loss):</b>	\$13.041	\$6.022	\$20.892	\$17.140	\$10.895
<b>Profit (Loss) Previous Calendar Year:</b>	\$20.892				
<b>Profit (Loss) 2 Calendar Years Ago:</b>	\$20.669				
<b>Return on Assets (annualized):</b> (Tax equivalent for Sub S corporations.)	1.51%	1.41%	1.27%	1.40%	1.33%
<b>Return on Equity (annualized):</b> (Tax equivalent for Sub S corporations.)	13.24%	12.35%	11.09%	12.21%	11.76%
<b>Delinquent Loans:</b>	\$2.833	\$3.614	\$5.832	\$3.778	\$3.761
<b>Other Real Estate Owned:</b>	\$7.170	\$6.996	\$7.593	\$7.881	\$7.778
<b>Nonperforming Assets % of Tangible Assets:</b>	0.57%	0.62%	0.81%	0.72%	0.70%
<b>Nonperforming Assets % of Tier 1 Capital:</b>	4.99%	5.41%	6.97%	6.09%	6.15%

Bank and Credit Union data compiled from financial data for the period noted, as reported to federal regulators. The financial data obtained from these sources is consistently reliable, although; the accuracy and completeness of the data cannot be guaranteed by BauerFinancial, Inc. BauerFinancial relies upon this data in its judgment and in rendering its opinion (e.g. determination of star ratings) as well as supplying the data fields incorporated herein. BauerFinancial, Inc. is not a financial advisor; it is an independent bank research firm. BauerFinancial is a registered trademark. Any unauthorized use of its content, logos, name, and/or Star-ratings is forbidden.

Copyright BauerFinancial, Inc. Coral Gables, FL 33114. 800.388.6686.Reproduction, in whole or in part, without permission is prohibited.

[BauerFinancial.com](http://BauerFinancial.com)

**BauerFinancial, Inc.  
Bank Summary Report**

**First Bank and Trust - Lebanon, VA (FDIC Cert.#22918)**

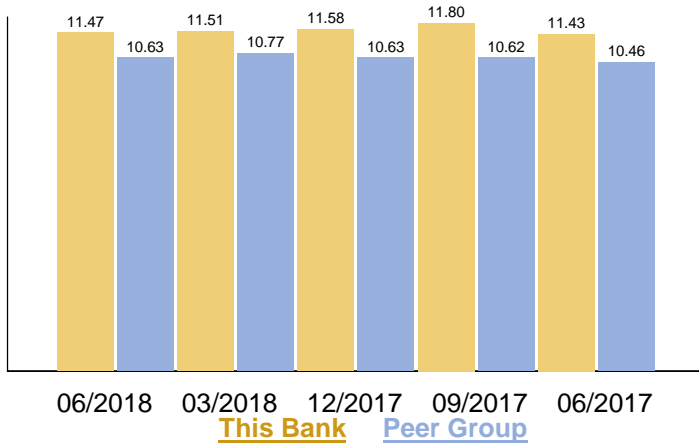
(276) 889-4622

[www.firstbank.com](http://www.firstbank.com)

First Bank and Trust was established in 1979 and has 26 branch(es).

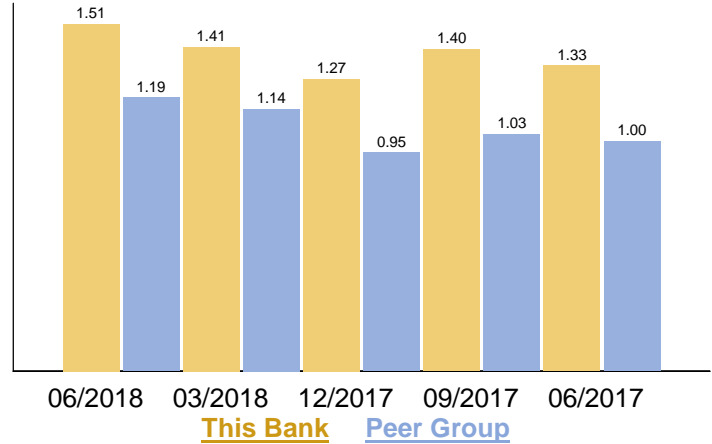
**Leverage Capital Ratio**

Min. for Adequately Capitalized is 4%

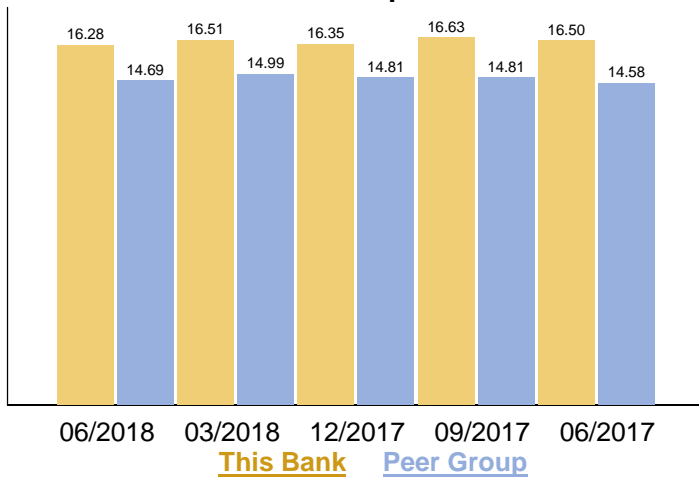


**Return on Assets (annualized)**

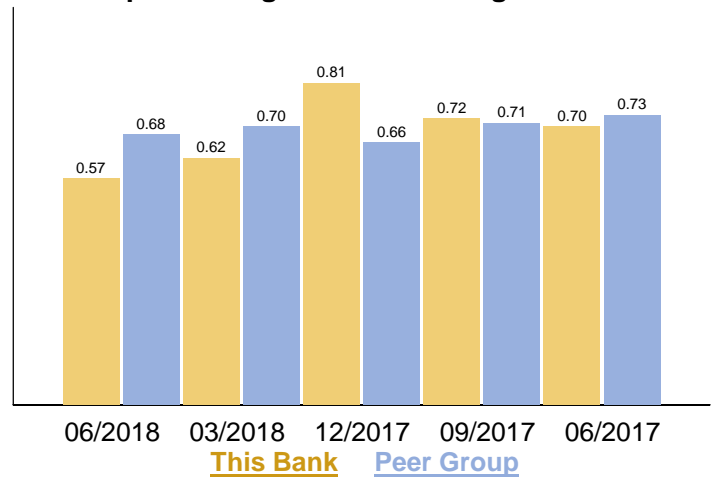
(Tax equivalent for Sub S corporations.)



**Risk-based Capital Ratio**



**Nonperforming Asset % of Tangible Assets**



Dollar amounts are in millions. For example, \$12,345.678 represents \$12 billion, 345 million, 678 thousand.

**Peer Groups:**

- Group 1 Banks with foreign and domestic offices
- Group 2 Assets >= \$3 billion
- Group 3 Assets >= \$1 billion and < \$3 billion
- Group 4 Assets >= \$300 million and < \$1 billion
- Group 5 Assets >= \$100 million and < \$300 million
- Group 6 Assets < \$100 million

Bank and Credit Union data compiled from financial data for the period noted, as reported to federal regulators. The financial data obtained from these sources is consistently reliable, although; the accuracy and completeness of the data cannot be guaranteed by BauerFinancial, Inc. BauerFinancial relies upon this data in its judgment and in rendering its opinion (e.g. determination of star ratings) as well as supplying the data fields incorporated herein. BauerFinancial, Inc. is not a financial advisor; it is an independent bank research firm. BauerFinancial is a registered trademark. Any unauthorized use of its content, logos, name, and/or Star-ratings is forbidden.

Copyright BauerFinancial, Inc. Coral Gables, FL 33114. 800.388.6686. Reproduction, in whole or in part, without permission is prohibited.